



BUCKET LIST - ROAD TRIP

New Mexico to Inuvik, NWT, Canada via Alaska

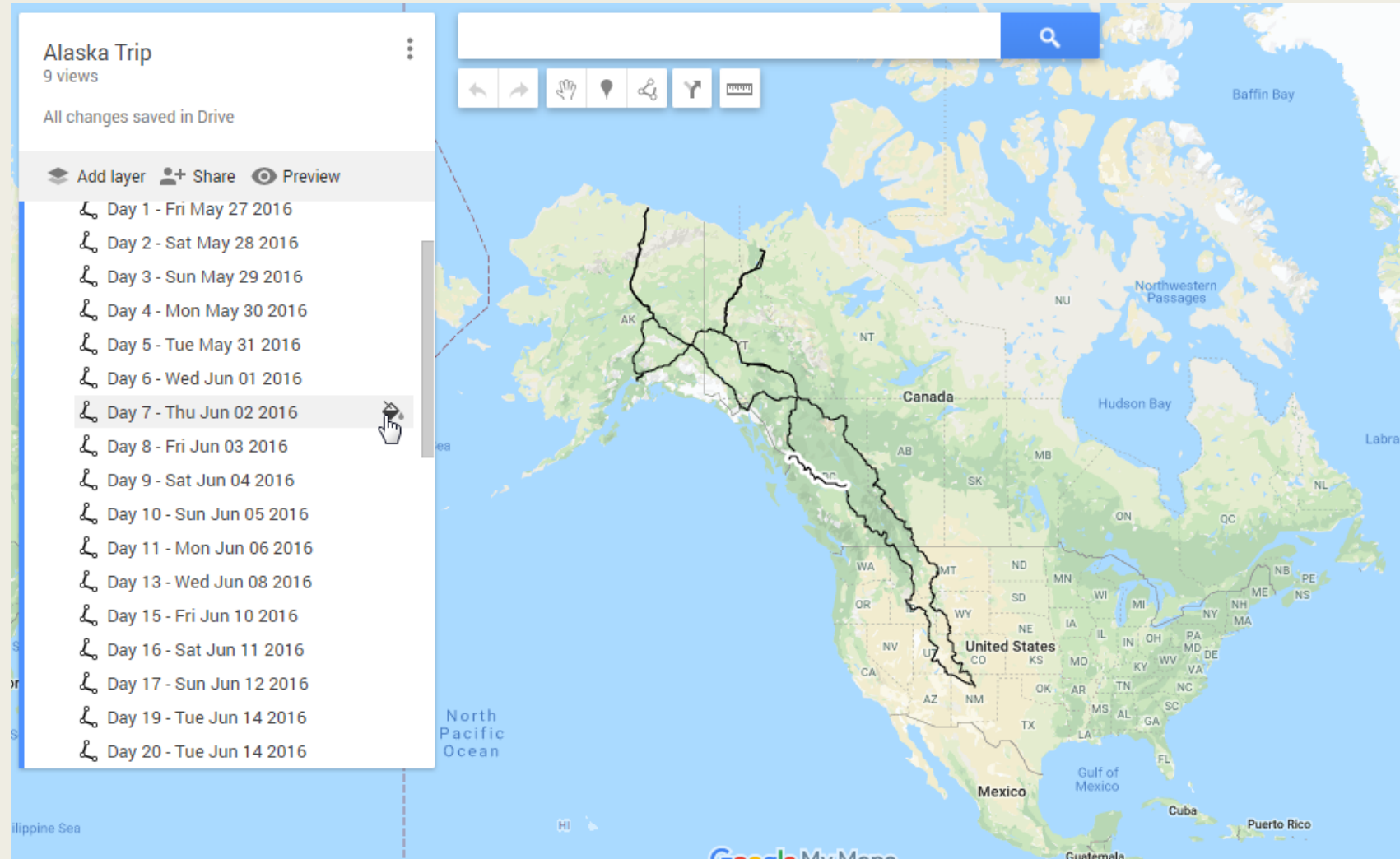


Route Info:

- Santa fe to Farmington to Goosenecks, UT to SLC
- SLC to Stanley, ID to Canada boarder (Shuswap)
- Prince George to Stewart, BC/Hyder, AK
- Up and back on Cassier hwy, avoided Alcan and most of the traffic
- Hurried to Anchorage so I could see family from there to Fairbanks to see friends
 - *Had to bail on Haul road to Deadhorse, as there were multiple winter storms*
- To Dust to Dawson: Dawson City, Yukon
- Up Dempster to Inuvik and back to Dawson – 4 days Really want to go back to ride to Tuk
 - *It can be done as an Iron butt ride, but only if the road is great shape.*
- Back down to Prince George, at which time Jaime and I parted ways.
- Hit all the big parks back to US and GNP, Going to Sun hwy, Yellowstone, and Tetons
- Back to SLC... after the only iffy encounter on whole trip just outside of Tetons.
- Back to Santa Fe, NM

The plan:

Total Distance for this route is 11,200 miles with 3 LONG days at the start, with the rest of the days being around 300 miles or less.



Bike:



Selfie time.

This is me on the road....



Test Run to check out gear and packing







First day was eventful:

- It's not a bad idea to plan a short day to start with, esp if you have a group seeing you off.
- Groups are like herding cats.
- Something is bound to break on someone's bike
- It helps to be friends with a bike shop that is on the route



Goosenecks & Moki Dugway in UT





Some of the best parts:





Great seeing friends along the way. They can offer up advice on roads that are dangerous amounts of fun





Yes, have multiple ways to navigate.



Camping can save you money on the way



Com Systems:



It is likely that you will drop a bike on the way, but it's half the fun.





It's also nice find lil' places in the middle of no where. They are awesome when you are soaking wet and water logged.















Food from some interesting places is usually the best.





Bike Maintenance on the Road is a must













Park's Hwy Anch to Fbks











Worth the stop.



In Fairbanks, the Fountain Head Museum



Tire changes along the way are possible



You meet the nicest people on a Honda



Alaska knows how to do mud



Where Sandhill Cranes spend their summers



Circle Alaska















Denali Hwy:



















North Pole



Tompson's Eagle Claw – Motorcycle only Campground



Dust To Dawson:





Top of the World Hwy



Non Rally



Worst injury on the trip didn't happen
on a motorcycle...



Dempster Hwy:



MgCl... not your friend



This poor bike will never be the same.









Never too old. 74 year old twins on their 4th trip up to Inuvik



NWT





Multiple Ferry rides









Made it....







Longest day of the year: @ 1am





This time of year there are a number of bikes on the roads up there.










Yes, wash the bike every chance you get.







White Horse to Skagway





Great camping spot outside of town. You just can't mind having bears around.



Ferry ride from Skagway to Haines



Sign Forrest, worth the stop.





On the way home.



Wildlife, finally



Never trust the GPS!






Glacier National Park









Yellowstone



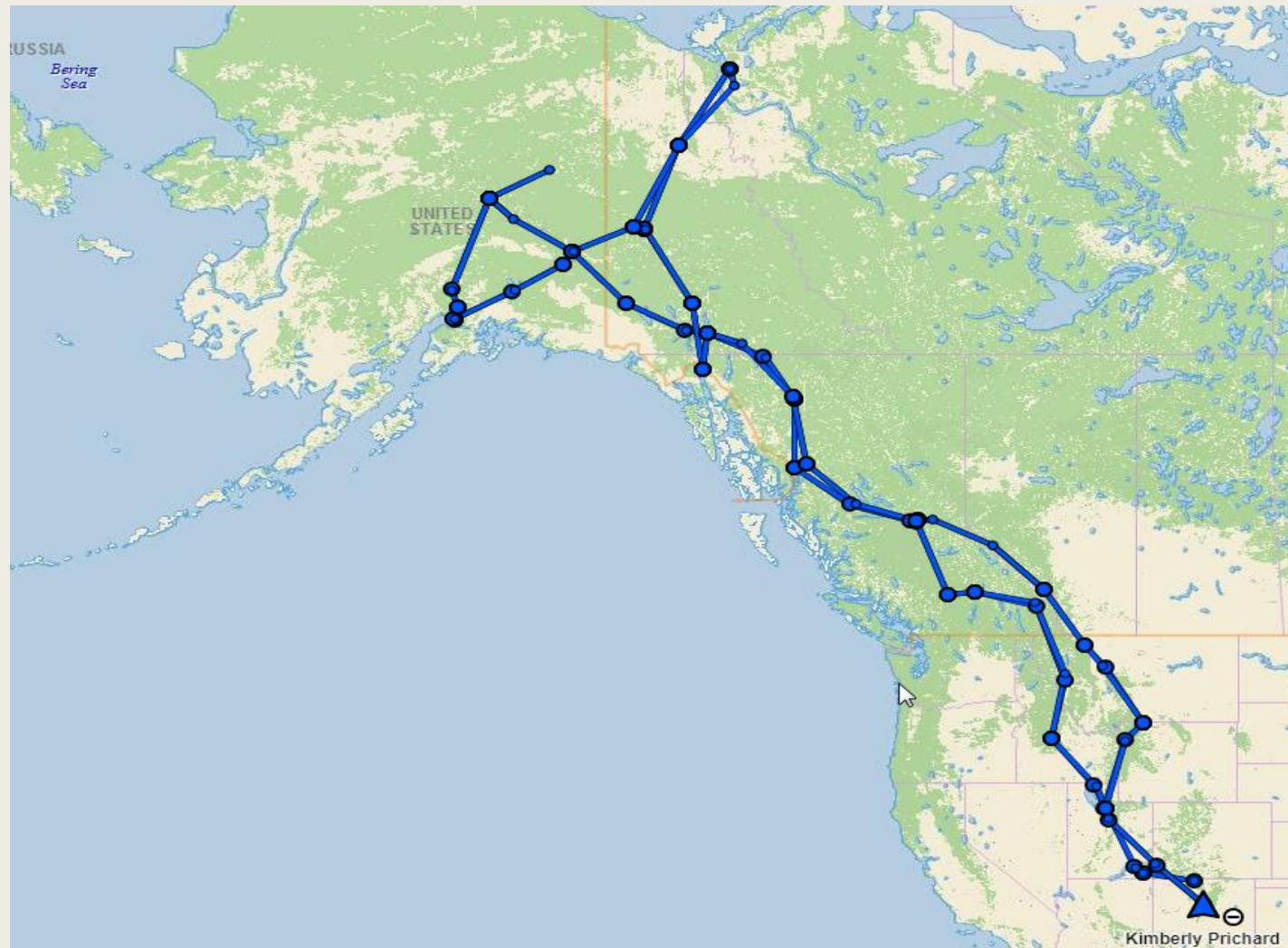
Tetons:



Stats:

- 39 days on the road
- ~10,750 miles covered
 - *Aprox 1,800 miles of it was dirt roads*
 - *Once stopped by police – no tickets*
- The longest day was 614 miles, the shortest was 169 miles
- Camped for 18 of the 39 nights
 - *Hotels for 9 nights*
 - *the rest were with friends, family or ADV inmates along the way.*
 - *Non riding days = 4 days in Anchorage, 2 days in Fairbanks, 2 days in Dawson, & 1 day in Salt Lake City*
- No, I don't know exactly how much money I spent and I don't care to.
 - *I know that it was over \$8,000 for everything. Gear, camping fees, gas, food, hotels, and misc fees/expenses*

The Actual Route I rode:



Take a ways:

- Don't wait, just do it.
- Yes, it's expensive even when mostly camping.
- ADVrider.com is a great resource
- Good gear is a must
 - *Riding*
 - *camping*
 - *Travel light*
 - *Make at least one test run*

Packing List:

Camping Gear:								
Tent	chair	Sleeping Bag	Sleeping pad	Tent foot print	Space blanket	Sleeping pad	Bag Liner	foam pad
Cooking:								
Pan & pot	jet boil	Eating Utensils	Cooking Utensils	baggies	can opener	Camping soap	Scrub pad	Can opener
Bike Tools/spares:								
Wrenches,	axle tool	Tire irons	Shifter peg	brake	Clutch lever	air pump	Patch kit	ex -tube
Safety wire	Super glue	fuses	valve core remover w/ core	Sm brake fld	Chaing cleaner	Chain lube	Bike tools	duct tape
double sided tape	grease	jumpstarter	tow strap	para cord	tire gauge	jb weld tape	rags	spares
Riding Gear:								
Pants	UA pants	Wool socks	Gloves – water proof	Gloves – reg	jacket	boots	Helmet	baklava
Heated vest	UA shirts	waterproof socks	camelback					
Toiletries:								
Clothes:								
	smart wools socks		quick dry under armour	jeans	shirts	ex jacket	flipFlops	water filter
MISC Items:								
	Sena	InReach	GPS	MAPS	Bear spray x2	gas cans	spare keys	
phone / charger	tablet	work computer	USB ports and 12v adaptors					



Before and After shots of the bike



Questions?